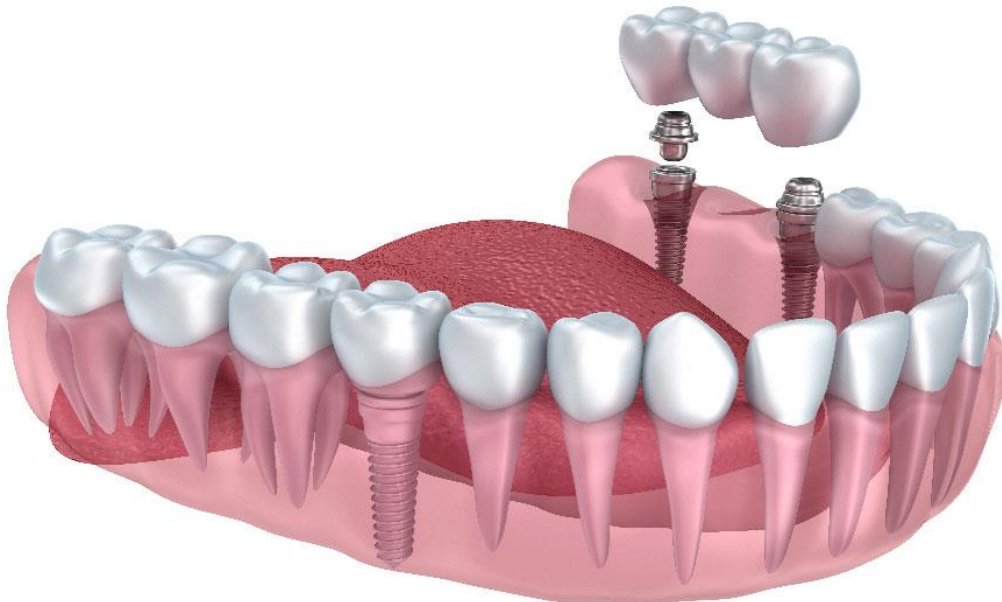




oradent
dental care

Dental Implants



We hope you find the enclosed information regarding Dental Implants useful and if you have any further queries please do not hesitate to ask



oradent
ashford



oradent
city way, rochester



oradent
lydd

Index

Page 3 - General information for patients having Dental Implants including before and after pictures

Page 4 - Before and after pictures.

Page 6 - 10 Reasons why you should get Dental Implants.

Page 7 - Who will perform your Dental Implant treatment including patient testimonials

Page 9 - Why not to go abroad for your Dental Implants

Page 10 - Frequently asked questions

- **Will I have enough bone to place implants?**
- **Is my mouth ready for Dental Implants?**
- **What are the options to replace missing teeth?**
- **Will it be painful?**
- **What are the stages of a single tooth dental implant?**
- **What are the stages for an “All-on-4” or “Same day teeth” treatment?**
- **How long will the treatment take to complete?**
- **What if I currently wear dentures?**
- **Will I be left with a gap whilst the Implants are healing?**
- **What causes Dental Implants to fail?**
- **What is the aftercare like for Dental Implants?**

Page 15 - Additional procedures before Dental Implant placement

Page 17 - What are my options to pay for my Dental Implant treatment

General Information for Patients Having Dental Implants

At Oradent we have a passion for excellence and our greatest reward is to provide our patients with the self-confidence and comfort that perfect teeth can bring.

We are proud to have an outstanding record of over 99% success rate with our Dental Implants and have successfully treated hundreds of patients.

There is no need to carry on with loose and ill fitting dentures or mobile teeth, with our payment options we can offer you Dental Implants from as little as £2.73 a day so why not get your self confidence back and enjoy eating, speaking and smiling again.

We endeavour to provide the very best cosmetic work possible in order for your teeth to look and feel real.

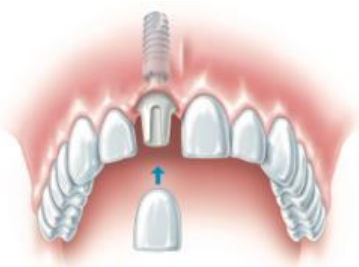
What are Dental Implants?

Almost all Dental Implants in use today are made from Titanium as this material has been shown over many years to be well tolerated by our bone. The titanium insert is carefully placed with your own bone and this acts like a tooth root. Onto this the teeth are securely attached to it to act as replacement for missing teeth.

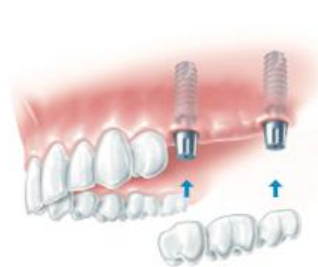
There are various types of dental implants however, the most commonly placed throughout the world are often described as root-form or endosseous implants. These generally have a cylindrical form and may be threaded (like a screw) on the outer surface to assist with placement. The success and rapid growth in popularity of the root-form implant is largely due to its predictable behaviour when trying to achieve a rigid fixation with the surrounding bone and the maintenance of this state throughout many years of function.

Each Implant is placed into a socket, which is carefully drilled in the precise location of the intended tooth. The main aim when placing an implant is to achieve immediate close contact with the surrounding bone this creates the initial stability, which over time is increased by further bone growth around the implant.

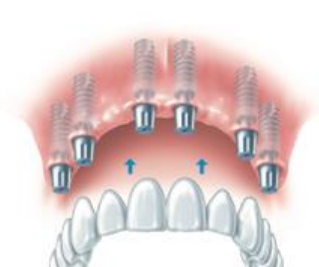
All common forms of tooth replacement can be achieved with dental implants. If you are missing just one single tooth then a single implant is placed without affecting any surrounding teeth. Larger spaces created by two or more missing teeth will require multiple implants to be placed and this depends on the amount of potential bone at the intended site.



Missing Single tooth



Missing few teeth



Missing all teeth

Here are some example of work we have carried out on our very own patients:

Before



Here we replaced the upper front missing tooth with a single dental implant to give the patient a fixed replacement

After



What a fantastic result and the patient was delighted to resume life with the confidence he had before.

TEETH IN A DAY!!

This lovely gentleman suffered for many years with missing teeth and not being able to wear dentures! He thought there was no alternative. Until he met us...

Here we replaced the full upper arch of missing and failing teeth to give the patient the smile he desired at a price and time scale that suited him. All done in 1 day!



This lovely lady was tired of wearing loose upper dentures which affected her speech, taste and confidence. So in 1 day we replaced all her upper teeth with dental implants and a fixed bridge.



Here upper lateral incisors were missing so were replaced with two dental implants as an alternative to the patient having to wear an existing partial denture.

Missing upper front tooth replaced with single Implant to prevent long-term use of denture. Adjacent crowns also replaced.

10 Reasons why to get Dental Implants

We understand Dental Treatment can be daunting but we believe that when deciding on the placement of Implants it is very important that the patient is happy, comfortable and confident with their dentist and has a dental team who are friendly, approachable and caring.

Here are some of the reasons implants might be the best choice for you:

1. Better than removable dentures- As time goes by dentures become ill fitted and loose which create difficulties in speaking and eating, fixed dental implants solve this.

2. Keep you looking young- Dental Implants can help slow down changes in your face and even replace missing structures.

3. Quality of life – You can't put a price on you feeling comfortable when talking or eating in front of other people, whether it's a social or work occasions.

4. No more gaps- Enjoy that "picture perfect smile".

5. Eat what you want- Dental Implants are anchored securely in your jaw so that you can comfortably eat all your favourite foods without pain or worry.

6. Teeth that last a lifetime- over 96% of dental implants are successful (in fit and healthy patients that don't smoke) and most of these last for over 40 years.

7. Be Confident- Dental Implants will allow you to smile, speak and eat with confidence and comfort.

8. A perfect match- Dental Implants will fit perfectly in your mouth, making it next to impossible to distinguish your teeth from your dental implants

9. It's pain free – The process of putting dental implants in is virtually pain free so no need to worry about the treatment.

10. Helps you speak better - Many older patients have removable dentures which are bulky and often difficult to wear. Dental Implants are much more like real teeth and make speaking more natural.

Who Will Perform your Dental Implant Treatment

Dr Anish Patel graduated from the highly regarded Kings College London Dental Institute and we are delighted to introduce him to the practices along with his experience in hospital, surgical and general dentistry.

Anish's enthusiasm for advanced surgical dentistry led him to train with some of the finest Maxillofacial surgeons at various hospitals of excellence in the UK, for example the Oral and Maxillofacial surgery department in the John Radcliffe Hospital, Oxford. During this post his passion for research and development enabled him to achieve a publication of his work in a well known dental journal.

Anish was delighted with the opportunity to further his professional training by studying for his Diploma in Implantology at the prestigious Eastman Dental Institute, University College London. This is one of the most highly regarded post-graduate institutes in the world and Anish excelled during his training here and graduated with Distinction honours. **Anish was able to do all this at the youngest age possible to complete these achievements, something that had never been done before at such a prestigious institute.**

He currently works in 10 clinics around London and the South East, performing Implant Dentistry and Oral Surgery to the highest standards, with hundreds of satisfied patients every year. Anish has often been invited to mentor other dentists wishing to gain experience in Implant dentistry, a tribute to how far he has come in this highly specialised field.

He carries out his work with the utmost care and professionalism, leading to over 99% success rate with his implant surgeries. This is above the average rate of success. Anish prides himself of being a perfectionist and does many things which even experienced surgeons do not do, including full aseptic surgical set up and uses only the highest quality dental implants at no expense spared, to ensure your treatment is protected for many years to come.

Anish provides the full range of dental implants treatments from simple single tooth replacements to the All-on-4 Technique or "Same-Day-teeth enabling patients to benefit from this state of the art technique.

Anish looks forward to providing the highest level of dental care to all his patients, and would be happy to discuss the advantages of dental implants, and how they could dramatically change the way you smile and even the way you live.

Top reasons why you should trust Anish with your Implant treatment:

- Anish has always believed in treating every patient as if they were his family. Patients have often commented that they felt reassured by his honesty.

- He never compromises in the quality of materials used on his patients – where many surgeons do this to help keep costs down, Anish only uses reputable branded materials with a proven track record behind them.
- Sterile surgical set up for every patient.
- Dental Implants make up about 95% of the dentistry Anish performs now and therefore he considers himself an expert in the field.
- Excellent reputation from 9 clinics around the South East of England.
- Anish performs Dental Implants in a manner that is always easy to maintain them for many years to come. If anything needs refurbishment he can easily do this without complicated, expensive procedures. Not every surgeon thinks like this.
- In Anish you are getting someone who will oversee all your treatment and not get multiple different clinicians doing different aspects of your treatment.

Patient Testimonials

After years of neglecting my teeth due to being extremely anxious about going to the dentist I needed three implants. I was very anxious about such a long course of treatment but I decided to go ahead as my mouth was in a pretty poor state. At every appointment, the work was outlined to me and explained clearly. I think that everyone understood how frightened I was but they put me at ease. After several months, my treatment is finished and I am very pleased with the result. The implants feel just like my own teeth.

MJ Rochester

After having my treatment completed by Dr Patel I have finally got my confidence back. I hated to smile and felt embarrassed about my teeth every day, but that has all changed now. I could not be happier with my results and my treatment every step of the way was professional and friendly. Thank you, Dr Patel.

SH Rochester

I had a tooth removed 16 months ago leaving a gap which showed when i smiled. It was a big decision to have a tooth implant, to be honest i was terrified. Anish you were excellent very calm and took away my fears from day one. I am so pleased with my new tooth, i can smile again without being conscious of a big gap, it looks and feels like my own tooth! i will be highly recommending you thank you so much

Sharon

Why Not to go Abroad for your Dental Implants

Many people believe going abroad for their Dental Treatment and especially Dental Implants can work out cheaper than having it done in the UK but here are some reasons we believe you should be made aware of why this is not the best long-term option for you.

- A requirement of the UK Dental Regulator (General Dental Council) is that all Dental Professionals must be Registered with them to Work in the UK and they set the standards that must be adhered to. You can rest assured that the treatment you receive here is to the highest standards. We can't guarantee another organisation like this exists in other countries.
- The true cost in most cases is NOT the price displayed. They entice you with cheaper prices. What is the All-in Cost?
- The costs rarely add up:
Even if their Dental Implant and Crowns cost £999 all in.
You will need at least 3 return flights to have the treatment completed
You will need to pay for accommodation / hotel stay for the duration of your stay
Time off work and using up your annual leave to go abroad.
Factoring all this in, it is far more expensive than the £1150 (implant) + £600 (crown) you would spend here.
- Are the qualifications of dental professionals genuine? And have they graduated at internationally recognised dental implant courses or just weekend courses?
- Who do you go to if things go wrong? Unfortunately UK dentists will have to ask you to return to the country the treatment was done to rectify it as we wouldn't be able to take over your case.
- How can you be sure of their actual treatment success rate?
- Is their treatment guaranteed? Will you be bothered/able/willing to spend so much more money to go back and sort out even very small issues.
- Dental Implants are a complicated treatment to perform well. Small things may need adjusting or attention to in the future. These small things can be extremely damaging if left but often very easy and quick to sort out. If your treatment is done here in the UK we can make any adjustments in minutes.
- Aftercare (and remedial work) may be necessary and return flights, hotels, other travel expenses and your time can be costly to you and your Job.
- If you have had treatment abroad and your aftercare is in the UK then you are NOT being seen by the same dentist – which in the case of Dental Implant treatment can be catastrophic.
- Some Dental Implant dentists abroad offer UK consultations. Are they Registered in the UK? If NOT then they are working illegally.
- Not all the staff may be fluent English speaking to address your every need.
- Are the Testimonials and Before & After Treatment Images Genuine?

Frequently Asked Questions

Will I have enough bone to place implants?

Dental Implants can only be placed if there is enough bone present in the jaw. When teeth are lost, the bone around the teeth gradually disappears. If too much bone has been lost it is sometimes possible to grow bone in its place using your own bone or synthetic powder form bone. This is called a Bone Graft.

The Implantologist will assess the amount of bone you have clinically in your mouth and with the use of x-rays or 3D scans before confirming on whether or not implants are possible in your mouth.

Is my mouth ready for Dental Implants?

Dental Implants survive best in a healthy environment. Any tooth decay or gum problems need to be corrected, before dental implants can be placed to give them the best chance of success. This will involve advanced oral hygiene using special brushing methods with interproximal cleaning such as flossing or the use of interdental brushes. Some gum treatments may be necessary which can be carried out by our highly qualified hygienists. Despite advances in modern dentistry some teeth may have reached a stage where no treatment can save them. It is often best to remove these at an early stage particularly if you are thinking of having dental implants so as to prevent further bone loss.

What are the options to replace missing teeth?

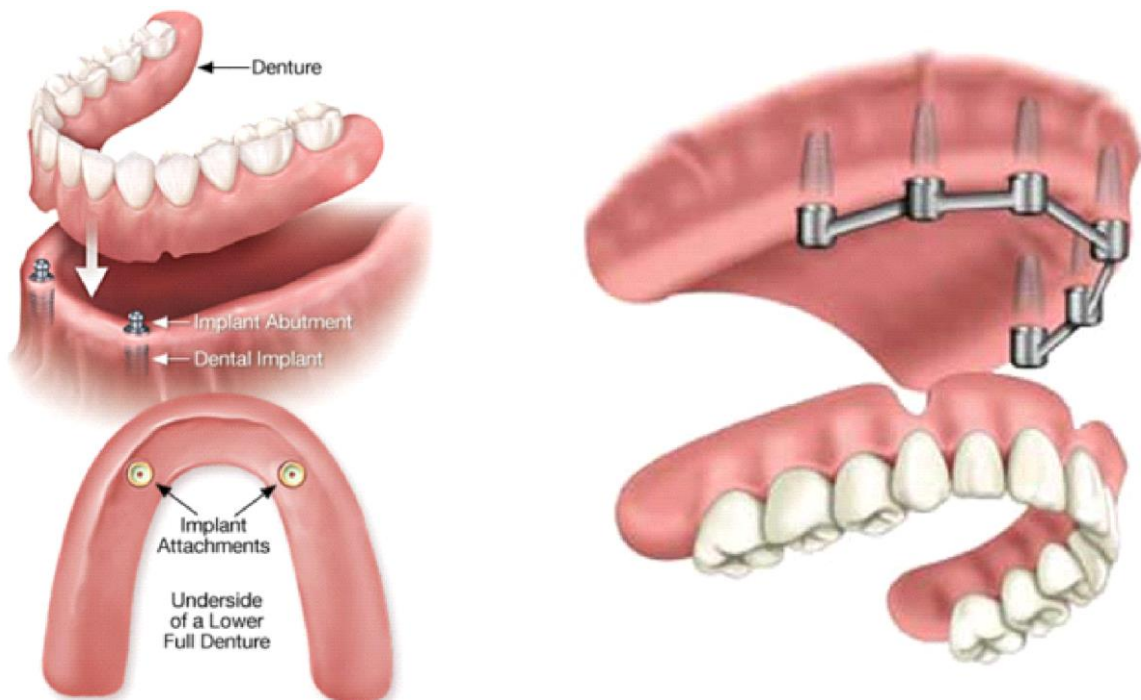
If you have good general dental health then Dental Implants almost certainly would work for you. Both smoking and active gum disease reduce the survival of dental implants (and teeth). If you think that either of these two habits could be a problem for you and your dental implants, it may be advisable to avoid this form of dental treatment or accept the higher risk of dental implant failure.

For people who have no remaining teeth the options are:

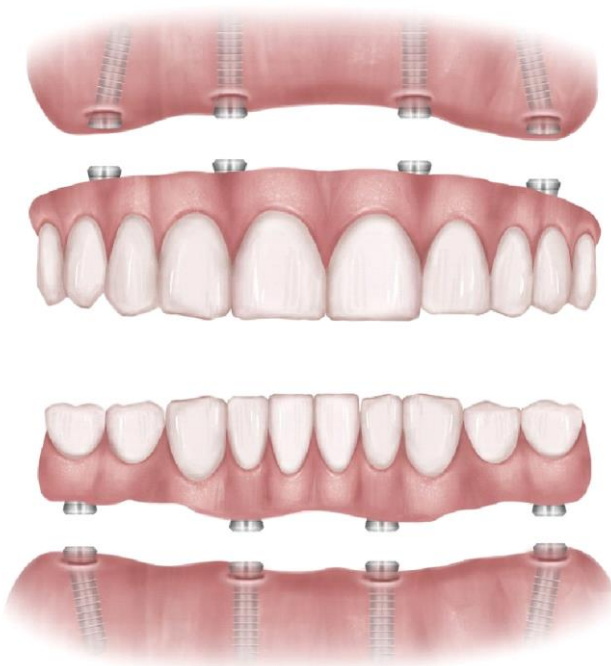
- **Complete Dentures- Acrylic or Cobalt Chrome**



- Implant retained dentures which with a clip mechanism attached to the implants and the denture secure the dentures in place



- Full arch teeth in a day (All on 4)- a custom made fixed bridge held in by 4 dental implants. You do not remove these teeth, you just clean around them. This is the closest thing to having your own teeth again.



For people who have some of their own teeth the options are:

- Partial dentures supported by teeth
- Bridges supported by teeth
- Crowns and bridges supported by Dental Implants



Partial Acrylic Denture



Fixed Conventional Bridge



Dental Implant + Crown

Will it be painful?

Generally having dental implants fitted is not at all painful. Local anaesthetic is used in the desired location and although you may feel pressure at times you should not feel any pain throughout the procedure. For apprehensive patients, sedation can be given making the procedure quite comfortable.

The after-effects of having dental implants placed are usually mild and may include slight bruising, dull ache and swelling. The amount of which will vary dependent upon the number of dental implants placed and the difficulty of the procedure.

When choosing a date for the dental implant placement, avoid significant social engagements and work commitments for at least a few days after. This is just to be on the safe side. Taking time off work is not usually necessary.

What are the stages of a single tooth dental implant?

Initial consultation- At this appointment all your treatment options will be discussed and you will be given your treatment plan and costs. If any teeth need to be removed or preparatory / planning work required this will be done next.

Implant Placement- At this appointment the implant is placed and the gum sealed over to allow the implant to integrate with bone (at this stage you will not be able to see the implant above gum level)

Review- 2 weeks later to check on the healing of the implant and remove any stitches.

Second stage- 3-6 months later at this appointment the implant is exposed and a small metal insert (not like a full tooth) is placed onto the implant, you will now be able to see your implant above gum level. If you have a temporary solution to replace the missing teeth you can still wear this after this stage.

Impressions for implant retained crown- 4 weeks later we take impressions of the exact position of the implant and these are sent to a lab for the crown to be made

Fit of Implant retained crown- 2 weeks later the crown is ready to be fitted.

We strongly recommend a review 6 months after the implant is fitted and then 6-12 monthly thereafter for assessment of implant and bone levels

What are the stages for an “All-on-4” or “Same day teeth” treatment?

Stage One: Records of your mouth

We take some dental impressions and photos of how your mouth is currently and plan the case. We want to outline with you where you want the teeth to be and how you want them to look at the end of treatment. We may also need you to have a CT scan at this stage to get a pre-treatment record of how much bone you have available to place the implants.

Stage Two - Implant placement stage

If you have remaining teeth in the same arch – these may be removed at this stage

Dental implants placed

The in house laboratory will make your new teeth to be fitted the “Same-day”

We allow this to heal for at least 3 months

Stage Three: Permanent bridge made

We allow all your gums and bone to heal fully and some shrinkage will occur and then we taken the final impression for the definitive fixed implant bridge- At this stage the new teeth can be tried in and patients individual requirements finalised.

How long will the treatment take to complete?

After the Dental Implants are placed they are left to settle in place for three to six months. The final fitting of crowns or bridges or the attaching of dentures to the dental implants takes two or three appointments. The time depends on your individual situation and treatment.

We can sometimes place dental implants the same day teeth are removed and we can also sometimes place the crown (tooth) onto the implant the very same day. This is not always the case however and it is important that neither the patient nor the dental implant provider attempt to rush the treatment or try to advance the various stages faster than the time required for complete healing and maturation of bone and soft-tissues. Even treatment that is well planned and executed can fail as a result of moving too quickly from stage to stage.

What if I currently wear dentures?

Denture wearers may require their dentures to be modified to prevent them resting on newly placed dental implants. During settling-in stages, metal framework dentures may need to be replaced with a plastic set as they are more easily adjustable. The fitting surface can then be altered when the dental implants are placed.

Will I be left with a gap whilst the Implants are healing?

Don't worry, we will never let you leave the surgery with front teeth missing. Even after the Implants are placed and are healing, you will always have a denture or temporary bridges in place to cover up the gaps.

What causes Dental Implants to fail?

- Infection in the site due to poor oral hygiene and cleaning of the area
- Excessive pressure on the healing implants. Heavy chewing on the area or dentures rubbing against the region.
- Putting too much pressure on the implants too soon.
- Smoking can increase the risk of infection in the area and also cause more rapid bone loss around a healed implant.
- Uncontrolled Diabetes has also been shown to increase the rate of bone loss around implants, causing them to fail quicker.
- Very few implants fail due to none of the reasons above and just due to rejection from the body.

What is the aftercare like for Dental Implants?

Unlike teeth, dental implants cannot get tooth decay. However, like teeth, they can suffer from gum problems. Teeth with untreated gum problems can become loose and be lost. This is also true of dental implants. To ensure that any problems are detected early, regular maintenance check-ups are advisable. Problems are more easily treated if detected early. Check-ups may be recommended three to six monthly or yearly. In most cases review appointments will be more frequent during the first year that the dental implants are in function.

Tooth cleaning has the primary objective by preventing bacteria from plaque growing down into the crevice between the gum and the dental implant post. This area must be physically cleaned at least twice a day around every dental implant.

In some cases the porcelain crown attached to dental implants may break as they can when attached to natural teeth. However, removal of crowns from Dental Implants for repair is usually easier than from natural teeth. Dental implant crowns or bridges that become loose should be re-tightened immediately to reduce the likelihood of further unnecessary damage. Should it be discovered during a routine maintenance visit that a

Should you notice any areas of soreness, discharge or pain on chewing near any dental implant or tooth you must immediately report this to the dentist responsible for your maintenance.

Additional procedures before Dental Implant Placement

It is natural that after teeth have been removed the bone that once supported them slowly resorbs away. This occurs faster when prolonged gum problems have been present or poorly fitting dentures are being worn. The result is that there is sometimes not enough bone to support dental implants.

Bone grafting

When there is not enough bone present, it may be necessary to create new bone to fill in missing areas allowing dental implants to be fitted. A variety of techniques are available to do this and they are referred to as bone grafting.

The bone used in these situations can vary depending on how much we need to regenerate and where.

- We often use sterilised particles of bone from either bovine (cow), porcine (pig) or deceased human bone origin. These are all sterilised thoroughly so there is no risk of cross contamination of diseases and they have the same rates of acceptance as your own bone.
- We can collect your own bone from areas in the mouth where there is some spare.
- In special cases where larger amounts of bone are needed, it is possible to move bone from other places such as the hip or shin to the deficient area of the mouth. The area from which the bone is taken will re-grow. This is not done very often now as the alternatives give less discomfort to the patient.

- We can use bone substitute particles which act like your own bone and provide a scaffold for your own bone to grow into.

Where clinical conditions indicate that bone-grafting is required to increase the amount of bone into which dental implants are placed it will generally increase the time taken to complete treatment. Under routine circumstances where no bone grafting is required the dental implants are commonly ready to begin function after three months later. If the bone grafting can be undertaken at the same time that dental implants are placed treatment is more likely to take six to twelve months. Where the dental implant placement must be delayed until after maturation of the bone graft, overall treatment may take twelve to eighteen months.

Socket preservation

A technique called guided tissue regeneration has also shown considerable success where the amount of bone at the intended dental implant site is less than ideal. When a tooth is removed a hole in the gum and bone remains for the first few weeks. Anyone who has lost a tooth or had an extraction knows that this generally heals uneventfully, and eventually you cannot tell where the tooth was. The basic principle behind 'guided tissue regeneration' is that placing a special membrane over the extraction socket creates a layer above which the fast-growing soft tissue cells are prevented from entering the bony socket. This allows bone cells present beneath the membrane the extra time they need to fill the socket without competition from soft tissues to occupy the same space.

Sinus Augmentation

It is very common to find that the softer bone on the area above the upper back teeth (molars and sometime premolars) is very shallow and not suitable for normal dental implant procedures. To solve this problem a procedure known as 'sinus augmentation' or 'sinus lift' was developed.

Bone may be successfully grown in the sinus spaces above your upper back teeth allowing dental implants to be placed. Synthetic bone substitutes, or bone from other areas of the mouth or body is placed into these empty areas. Over a period of time this is replaced by new bone thus providing a bed into which dental implants can be fixed.

If the amount of bone overlying the sinus is adequate, some surgeons prefer to place the dental implants at the same time as the grafting procedures. Whatever type of bone is added to the sinus it must be left to mature before dental implants are placed or brought into function. If the dental implants are placed as a secondary procedure, (depending on the amount of bone being grown and the nature of the graft material used), they can be inserted after four to nine months, although occasionally it may be necessary to wait longer.

As with other bone grafting procedures, the dental implants are left to become firmly attached to the bone. Commonly a slightly extended healing period is chosen with an average of six to nine months before a denture or crown or bridgework is fitted. However, all bone grafting is unique to each individual and this information is for guidance only.

What are my options to pay for my Dental Implant Treatment?

All Dental implant treatment varies depending on each case but below we have listed some of our prices. All prices are from prices as each patients situation is different procedures may be required to facilitate implant treatment.

- Single implant + 1 crown- from £1,750
- Implant + bridges-
 - 2 implants holding a 3 tooth bridge from £4,100
 - 3 implants holding a 5 tooth bridge from £6,450
- Implant retained dentures-
 - Upper on 4 implants with a Bar from £9,000.
 - Lower on 2 implants from £4,800 or on 3 implants £5,950
- All on 4 or same day teeth- £13,500 per jaw or £26,000 together upper and lower jaws
- Bone grafting- from £400 - £1200
- Sinus Augmentation- from £1,300

We offer different payment options here at Oradent Dental Care.

- Dental Finance- 0% APR no interest up to 12 months with a minimum spend of £500 or 9.9% APR up to 60 months with a minimum spend of £1000
- Pay as you go- paying the required amount at each stage of your treatment.
- Pay up front and receive 3% off of your total treatment cost.

We hope that you found this information helpful and we hope to see you soon to help provide you with your perfect smile.

Please do not hesitate to contact us if you have any questions.



oradent
ashford

01233 620359



oradent
lydd

01797 320337



oradent
city way, rochester

01634 842549